

250W-12V/24V LED Waterproof Power Supply(C&V)

- Protections: short circuit/over load/over voltage/over temperature
- IP67 design for indoor or outdoor installation
- It can be used in dry, wet and rainy environment
- Cooling by free air, high reliability
- 100% full load burn-in test
- Suitable for internal lights application for I / II / III.
- Widely used in LED lighting and IT equipment
- Compliance to worldwide safety regulation for led lightings.



CE SELV IP67

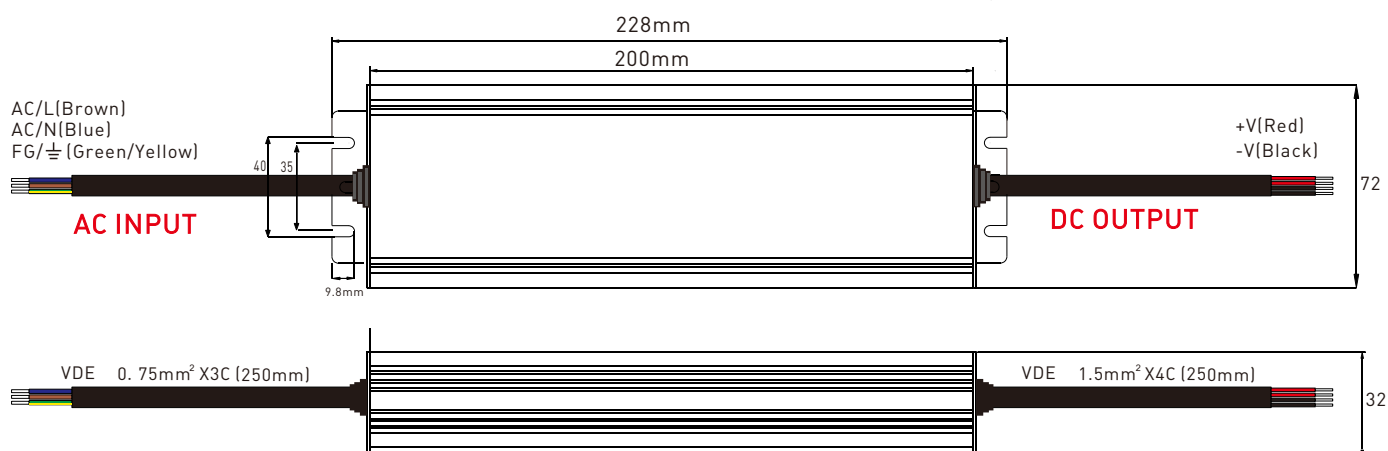


Specification

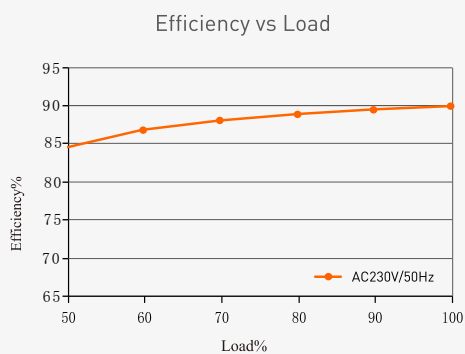
Model		YSD-250WHB-12	YSD-250WHB-24
OUTPUT	Output voltage	12VDC	24VDC
	Output voltage range	12VDC \pm 0.5VDC	24VDC \pm 0.5VDC
	Output current	Max 21A	Max 10.5A
	Output power	Max 250W	
	Output power range	0~250W	
	Ripple & Noise	\leq 120mV	\leq 240mV
	Linear Regulation	\pm 1%	
	Load Regulation	\pm 1%	
	Start-up Time (Typ)	500ms/230VAC 600ms/115VAC	
	Hold Up Time(Typ)	190ms/230VAC 190ms/115VAC	
INPUT	Input voltage	175-264Vac or 100-130Vac	
	Frequency	50/60Hz	
	Input current	2.15A/230Vac or 3.73A/115Vac	
	Power factor	PF>0.6	
	No-load power consumption	<3W	
	Efficiency (typ.)	90%	90%
	Inrush current(typ.)	Cold start 60A at 230Vac	
	Control surge capability	L,N:2KV L,N-PE:4KV	
	Leakage current	Max. 0.5mA	
ENVIRONMENT	Working temperature	ta: -30°C~ 50°C tc: 80°C	
	Working humidity	20 ~ 99%RH, condensing(Waterproof)	
	Storage temp., humidity	-40°C ~ 80°C, 10~95%RH	
PROTECTION	Overtemperature	Protection type: Turn off the output voltage, after the temperature drops, re-energize to restore.	
	Over load protection	Shut down the output when current load \geq 110%~150%, auto recovers.	
	Short circuit protection	Protection type: It can be automatically restored after the fault is eliminated.	
SAFETY & EMC	Withstand voltage	I/P-O/P:3750Vac	
	Isolation resistance	I/P-O/P: 100M Ω /500VDC/25°C/70%RH	
	Safety standards	IEC/EN61347;IEC/EN60950;IP67	
	EMC Test Standards	EN55015: 2013;EN61547: 2009; EN61000-3-2:2014; EN61000-3-3:2013	
Reliability and Quality Control	Impact aging	100% of the product is fully loaded and impacted for 4 hours under an environment of at least 40°C \pm 5°C	
	Component derating	Under the steady-state conditions of rated input and output, the stress of components will not exceed its maximum nominal value	
NOTE		1. All parameters not specifically mentioned are measured at 230VAC input, rated load and 25°C ambient temperature. 2. Ripple and noise test method: connect 0.1uF and 47uF capacitors in parallel at the terminal, and measure under 20MHZ bandwidth. 3. Ensure that the power supply is used under the rated parameters and environment.	

Dimensions

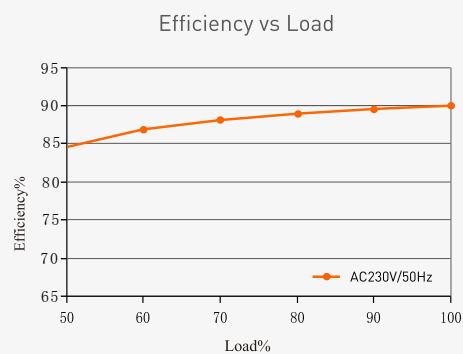
Unit:mm



Relationship diagrams

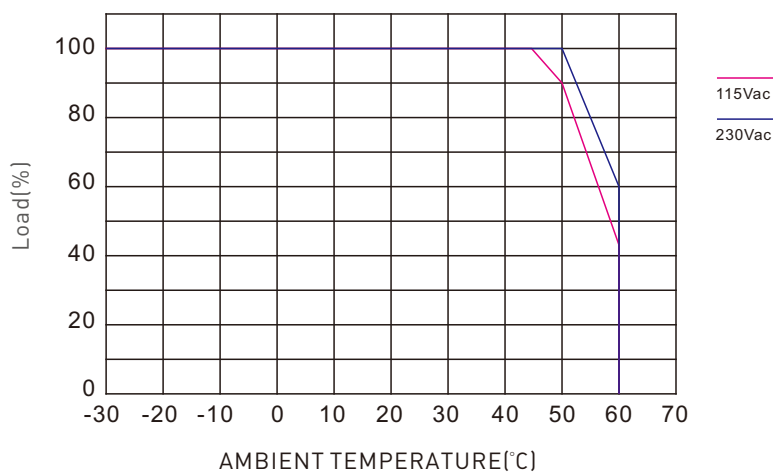


YSD-250WHB-12



YSD-250WHB-24

Temperature load curve



Packaging Information

DIMENSION	228x72x32mm(LxWxH)
PACKING	260x95x45mm(LxWxH)
CARTON QUANTITY	15PCS
CARTON SIZE	495x275x155mm(LxWxH)
WEIGHT	970g±10g/PCS