

100W-12V/24V Semi Filled Glue LED Switch power supply(C&V)

100-264VAC

PF>0.95

- Universal AC input/full range(100-264VAC)
- Built in active PFC function
- Efficiency up to 90%, super thin and small size.
- Protections:short circuit/over load/over voltage/over temperature
- Can withstand 300VAC surge input for 5S
- 150% peak load capacity (100ms)
- Fanless design,Cooling by free air, high reliability
- Suitable for internal lights application for I / II / III.
- Widely used in LED lighting and IT equipment
- Compliance to worldwide safety regulation for led lightings.



CE

CB

SELV

IP20

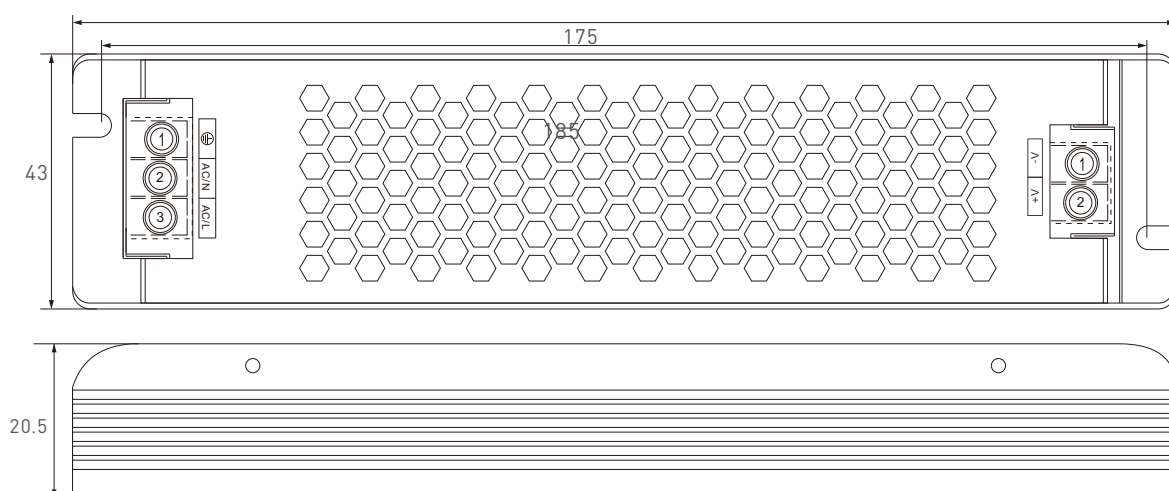


Specification

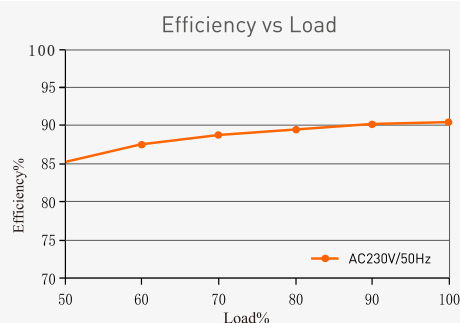
Model		YSD-100WUE-12	YSD-100WUE-24	YSD-100WUE-36	YSD-100WUE-48
OUTPUT	Output voltage	12VDC	24VDC	36VDC	48VDC
	Output voltage range	12VDC±0.3VDC	24VDC±0.6VDC	36VDC±0.9VDC	48VDC±1.2VDC
	Output current	Max 8.5A	Max 4.2A	Max 2.8A	Max 2.1A
	Output power	Max 100W			
	Output power range	0~100W			
	Ripple & Noise	≤500mV	≤500mV	≤700mV	≤700mV
	Linear Regulation	±0.5%			
	Load Regulation	±0.5%			
	Start-up Time (Typ)	320ms/230VAC 500ms/115VAC			
	Rise Time(Typ)	11ms/230VAC 11ms/115VAC			
	Hold Up Time(Typ)	10ms/230VAC 10ms/115VAC			
INPUT	Input voltage	100-264Vac			
	Frequency	50/60Hz			
	Input current	1.15~0.46A			
	Power factor	PF>0.95/230Vac, at full load PF>0.98/115Vac, at full load			
	No-load power consumption	< 0.5W			
	THD	≤25% at 230Vac,at full load			
	Efficiency (typ.)	90.5%	91%	91.2%	91.5%
	Inrush current(typ.)	Cold start: 60A/230V			
	Control surge capability	L,N-PE:4KV			
	Leakage current	Max. 0.5mA			
ENVIRONMENT	Working temperature	ta: -30°C ~ 50°C tc: 80°C			
	Working humidity	20 ~ 99%RH, condensing(Waterproof)			
	Storage temp., humidity	-40°C ~ 80°C, 10~95%RH			
	Vibration	10~500Hz, 2G 12min./1cycle, period for 72min. each along X, Y, Z axes.			
PROTECTION	Overtemperature	Protection type: Turn off the output voltage, after the temperature drops, re-energize to restore.			
	Over voltage protection	Output voltage ≥14-18V, turn off the output, after the abnormality is eliminated, re-energize to recover.		Output voltage ≥29-35V, turn off the output, after the abnormality is eliminated, re-energize to recover	
	Over load protection	Shut down the output when current load ≥110%~150%, auto recovers.			
	Short circuit protection	Protection type: It can be automatically restored after the fault is eliminated.			
SAFETY & EMC	Withstand voltage	I/P-O/P: 3750Vac			
	Isolation resistance	I/P-O/P: 100MΩ/500VDC/25°C/70%RH			
	Safety standards	IEC/EN61347; IEC/EN60950; IP67			
	EMC emission	EN55015:2013; EN61547:2009; EN61000-3-2:2014; EN61000-3-3:2013			
	EMC immunity	EN61000-4-2,3,4,5,6,8,11 EN61547			
NOTE	1. All parameters not specifically mentioned are measured at 230VAC input, rated load and 25° C ambient temperature. 2. Use 12 twisted-pair wires terminated with 0.1uF and 47uF parallel capacitors to measure ripple and noise under a 20MHz bandwidth. 3. Tolerance: including setting tolerance, wire gauge and wire gauge. 4. Ensure that the power supply is used under the rated parameters and environment				

Dimensions

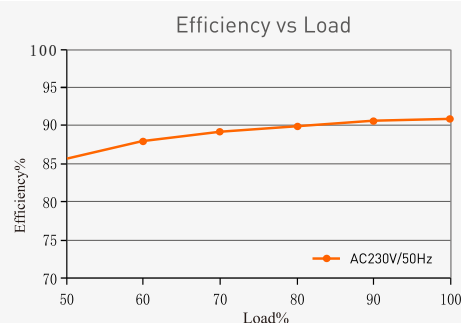
Unit:mm



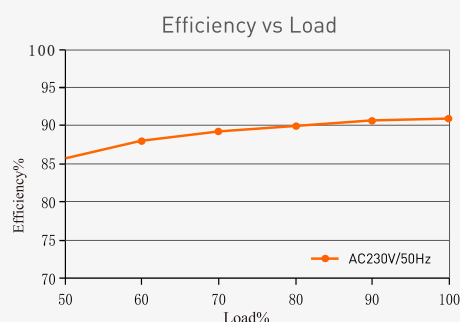
Relationship diagrams



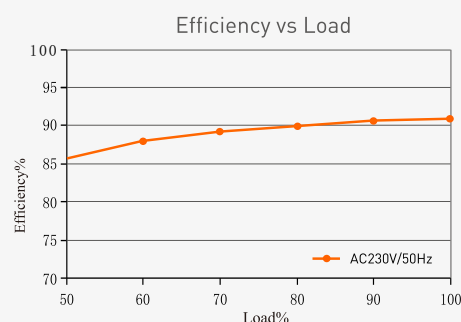
YSD-100WUE-12



YSD-100WUE-24



YSD-100WUE-36



YSD-100WUE-48

Packaging Information

DIMENSION	185x43x20.5mm(LxWxH)
PACKING	
CARTON QUANTITY	
CARTON SIZE	
WEIGHT	260g±10g/PCS

Temperature load curve

